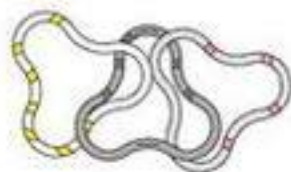




TM
®

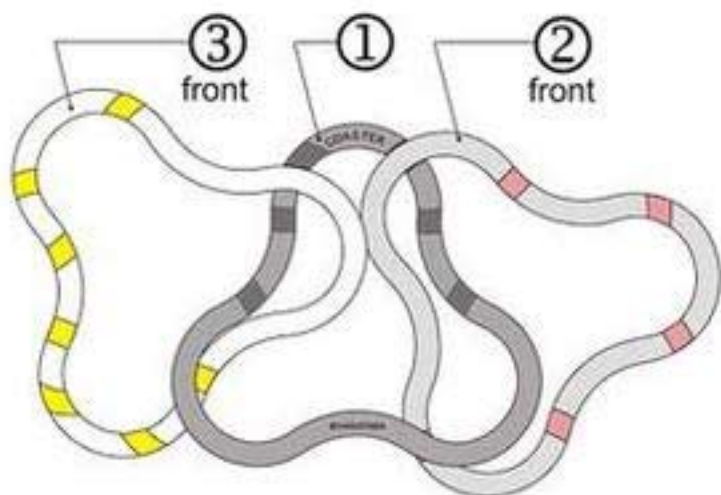


© Japan 2000-2006
All design and copyrights reserved
Exclusive European distribution
by Eureka bvba - 2812 Belgium

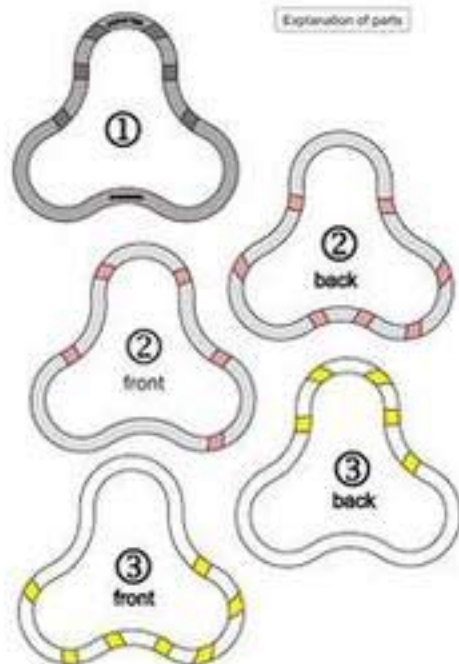


Design by Serhiy Grabarchuk (Ukraine)

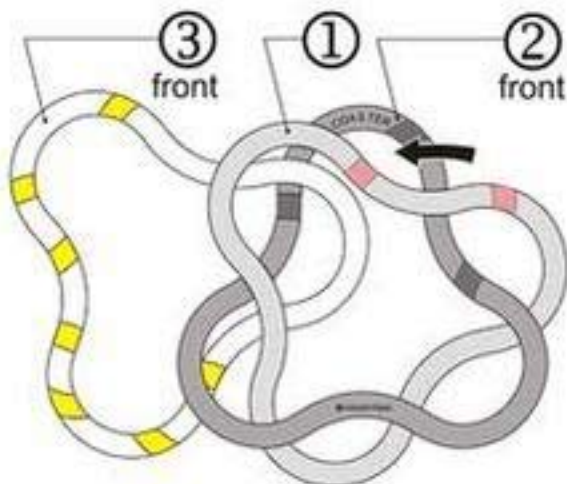
Step 1
Start
Layout the various parts as shown below.
(each part has been assigned a number to assist with the explanation)



Explanation of parts



Step 2
Without moving parts 1 and 2, move part 2 to the left and insert it into part 1.



Step 3
Complete the coaster by moving part 3 to the right and inserting it into the grooves of parts 1 and 2.

